

Public Higher Education and Related Articles

FY 2021 Budget and Capital Budget
Staff Presentation
July 9, 2020

Public Higher Education

- \$1,272.6 million operating budget
 - 12.5% of state budget
 - 5.8% of general revenue budget
- 4,385.3 FTE positions
 - 29.1% of state total
- \$1,119.4 million capital budget
 - Majority of state's physical property

Board of Education

- 2014 Assembly restructured the Board of Education
 - 17 members
 - Members also serve on one of two councils
- Councils have most of the statutory authority & responsibility previously held by Board of Education
- Eight members on each council appointed by the Governor

Board of Trustees - URI

- Created by 2019 Assembly
 - Effective February 2020
 - 17 member board
 - Transferred a variety of functions from OPC to the new Board
 - Removed University from authority of Commissioner of Postsecondary Education
 - Preserves all of Assembly authority

COVID-19 Relief : Education

- \$121.5 million from 3 distinct funds
 - K-12 funds available through 9/30/2022
 - Higher education funds available through 9/30/21

Education Stabilization Fund	
Governor's Emergency Education Relief Fund	\$8.7
Elementary & Secondary School Emergency Relief Fund	46.4
Higher Education Emergency Relief Fund	66.4
Total	\$121.5

\$ in millions

COVID-19 Relief FY 2020

- Higher Education Relief Fund - \$14 billion
 - 90% based on Pell Grant enrollments
 - Half for emergency financial aid to students
 - Rest to defray lost revenue & technology costs for distance learning
 - 7.5% to minority serving institutions
 - To defray expenses or provide grants to students
 - 2.5% allocated by Secretary of Education to institutions “with greatest need”

COVID-19 Relief FY 2020

- Distributions by Rhode Island institution
 - Public schools get \$29.5 million
 - 12 private institutions get remainder

Relief Funds for Rhode Island Institutions

Institution	Student Aid	Institutional Aid	MSI Aid	Total
URI	\$5.6	\$5.6	\$ -	\$11.2
RIC	3.7	3.7	0.4	7.8
CCRI	5.0	5.0	0.5	10.5
Privates	18.0	18.0	0.8	36.8
Total	\$32.4	\$32.4	\$1.7	\$66.4

\$ in millions

COVID-19 Relief : Education

- Maintenance of effort
 - Eligibility requires states to maintain a certain level of support in FY 2020 and FY 2021
 - Average of FY 2017, FY 2018 & FY 2019
 - Excludes expenditures for research & development, tuition/fees, or capital projects
 - Reductions to expenditures are limited if federal funds are accepted

COVID-19 Relief : Education

Maintenance of Effort Calculation

<i>State Support</i>	K-12 w/ No Constr. Aid	Higher Ed No Debt Service
Average	\$1,047.2	\$184.8
FY 2020 Gov. Rev.	\$1,130.3	\$200.7
Chg. to 3-year Avg.	\$ 83.1	\$ 15.9
FY 2021 Gov. Rec.	\$1,175.2	\$202.3
Chg. to 3-year Avg.	\$ 128.0	\$ 17.5

\$ in millions

FY 2020 Final Budget

- Shift \$15.0 million from general revenues to \$29.5 million in new federal relief funding

	URI	RIC	CCRI	Total
General Revenues	\$(5.5)	\$(4.0)	\$(5.4)	\$(15.0)
Federal	11.2	7.8	10.5	29.5
Total	\$5.7	\$3.8	\$5.1	\$14.5

\$ in millions

FY 2021

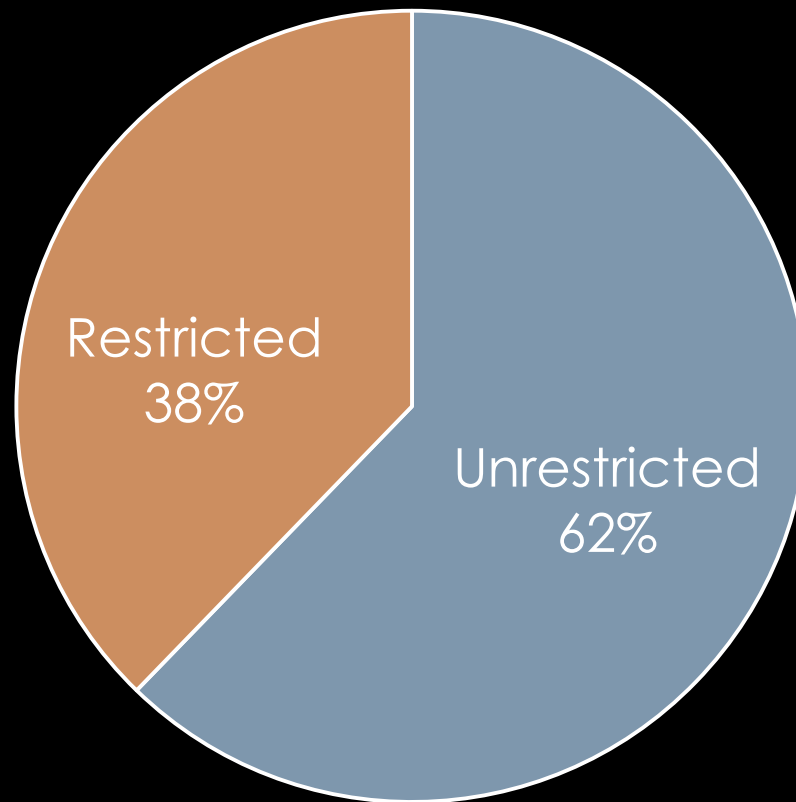
Funding Source	Request	Governor	Gov. Chg. to Request	Gov. Chg. to Enacted
General Revenues	\$259.1	\$244.4	\$(14.6)	\$0.8
Tuition & Fees	490.9	499.8	8.9	17.7
Other Unrestricted	47.5	48.0	0.5	(5.7)
RICAP	38.6	29.0	(9.6)	(6.8)
Other Restricted	450.1	451.4	1.3	18.8
Total	\$1,286.1	\$1,272.6	\$(13.5)	\$24.7

\$ in millions

FY 2021 General Revenues

- Governor's budget is \$0.8 million more than enacted
 - \$0.3 million more for Promise
 - \$0.3 million more for advisors at CCRI
 - \$1.0 million for current service adjustments
 - \$0.9 million less for debt service
- \$14.6 million less than requested

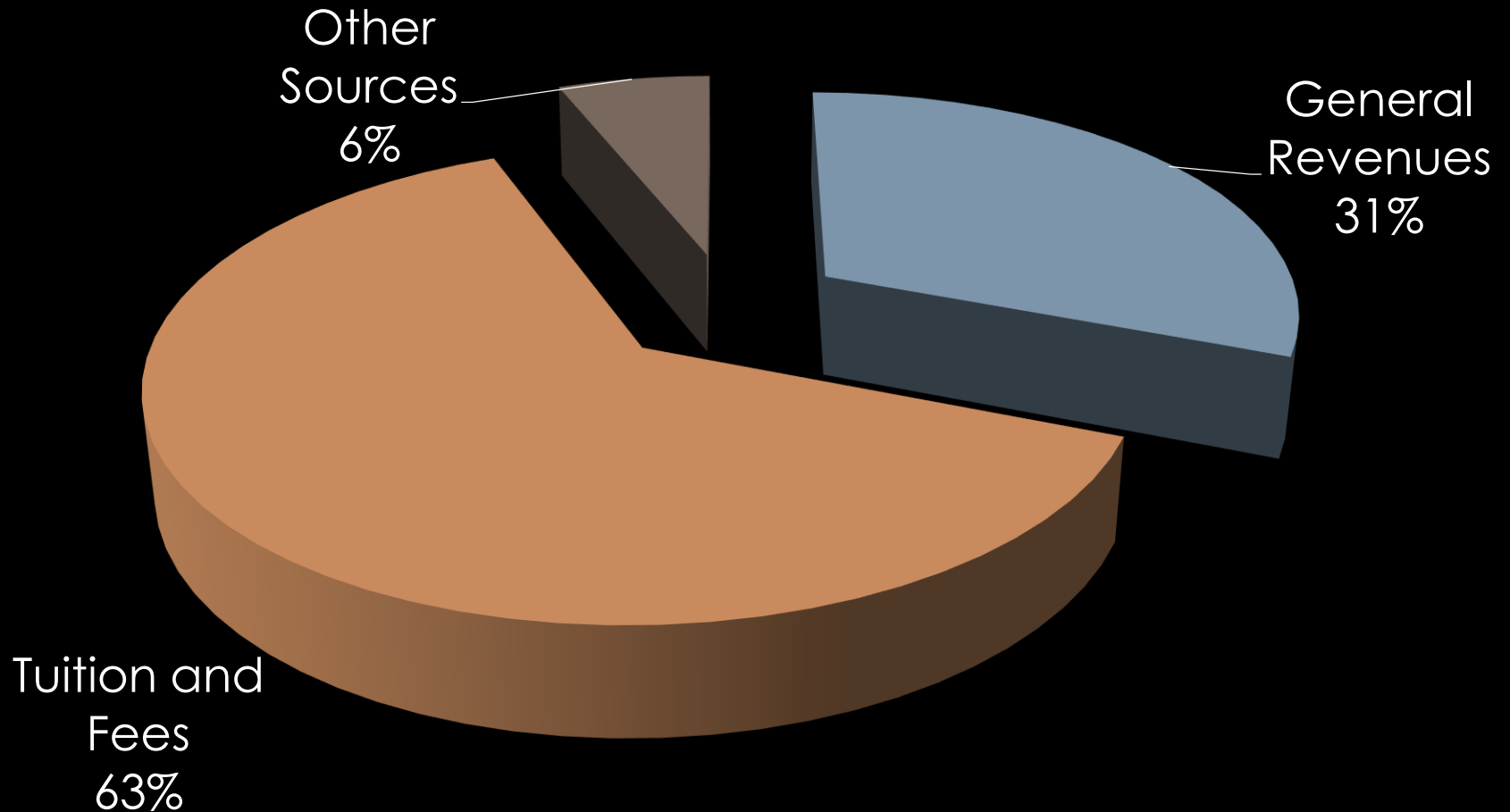
Unrestricted and Restricted Sources



Unrestricted Budget

- Funds used for any legitimate purpose: education & general operations
 - State general revenues
 - Tuition & general fees
 - Auxiliary indirect costs
 - Similar to *general revenue* budget of other agencies

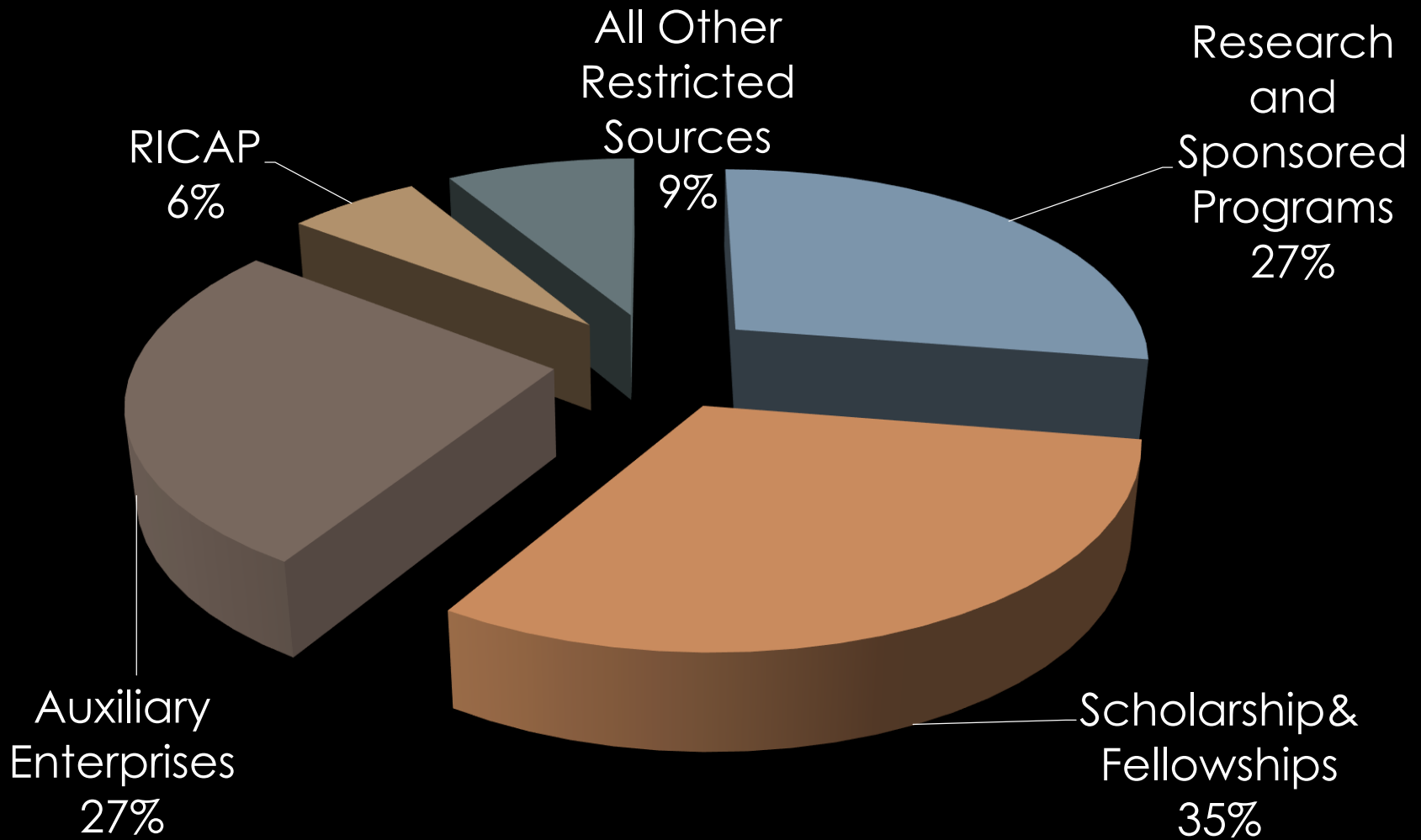
Unrestricted Sources



Restricted Budget

- Funds generally considered restricted receipt or enterprise funds
 - Residence hall & dining funds
 - Other fund sources are limited to use for certain purposes
 - Federal funds & RICAP considered restricted

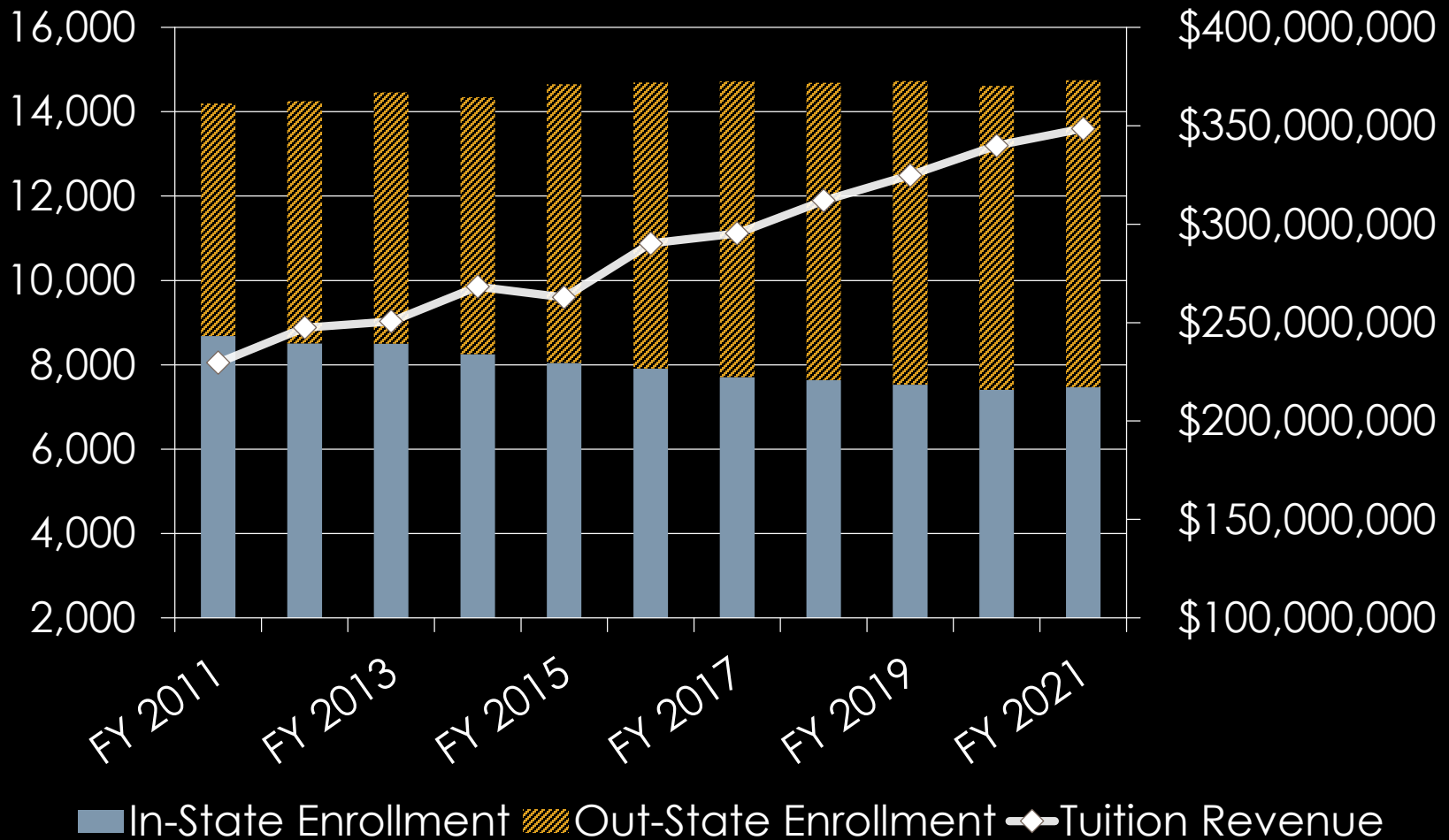
Restricted Sources



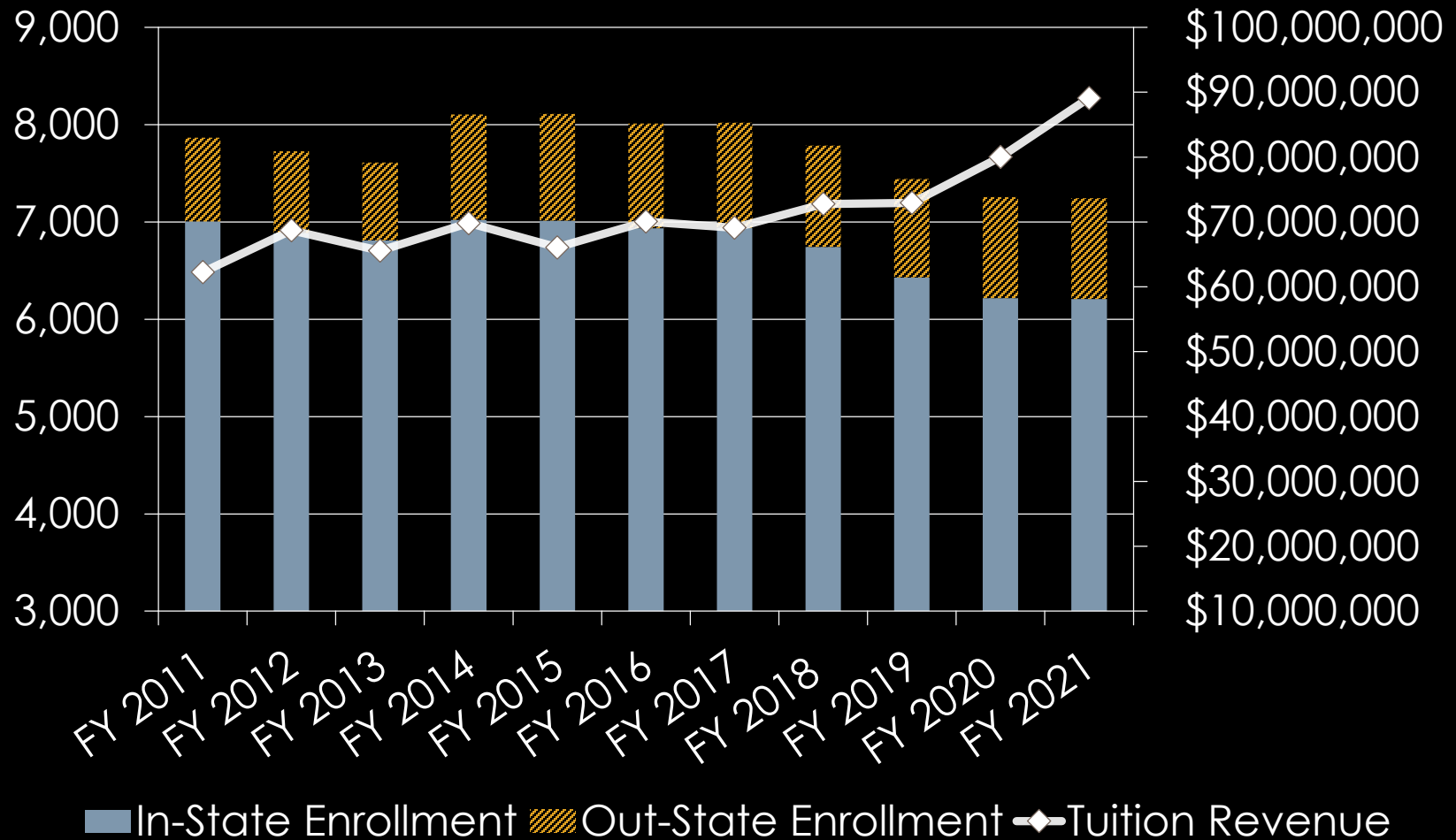
Enrollment

	URI	RIC	CCRI	Total
FY 2020 Enacted	14,747	6,432	9,135	30,314
FY 2020 Revised	14,747	6,217	9,135	30,099
Change	-	(215)	-	(215)
% Change	-	-3.3%	-	-0.7%
FY 2021 Estimate	14,747	6,209	9,135	30,091
Chg. to FY 2020 Rev.	-	(8)	-	(8)
% Chg to FY 2020 Rev.	-	-0.1%	-	-0.03%

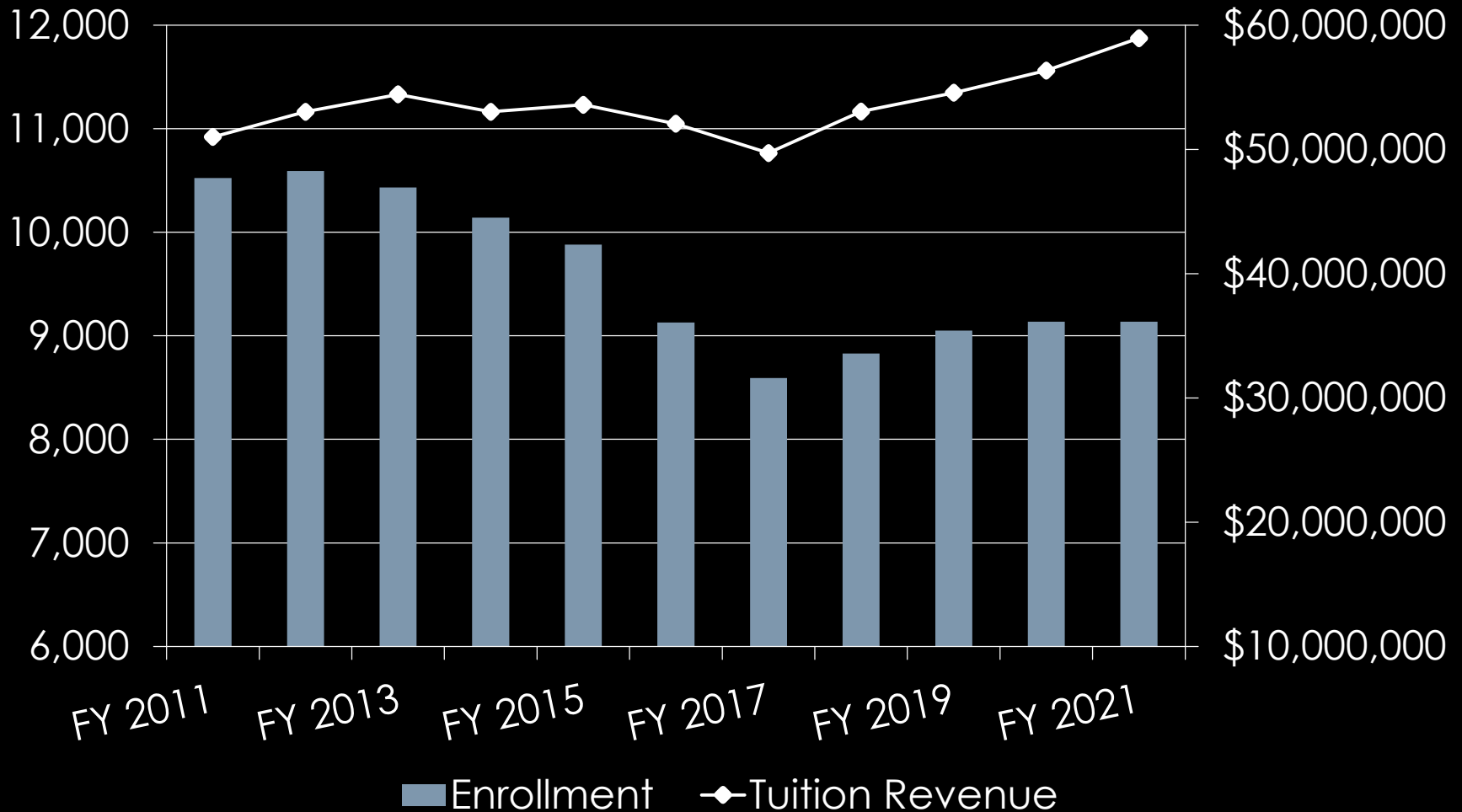
URI Enrollment/Tuition Revenue



RIC Enrollment/Tuition Revenue



CCRI Enrollment/Tuition Revenue



Council Approved Tuition & Fees

- Tuition and fee rates for FY 2021 approved at October 2019 meeting
 - 3.0% increase at University
 - 7.1% increase at College
 - 3.4% increase at Community College

Council Approved Tuition & Fees

URI	FY 2020	FY 2021	Chg. to FY 2020	
Resident				
Tuition	\$12,590	\$12,922	\$332	2.6%
Fees	1,976	2,082	106	5.4%
Total	\$14,566	\$15,004	\$438	3.0%
Nonresident				
Tuition	\$29,710	\$30,496	\$786	2.6%
Fees	1,976	2,082	106	5.4%
Total	\$31,686	\$32,578	\$892	2.8%
Avg. Room/Board	\$12,688	\$13,002	\$314	2.5%
Enrollment				
In-State	7,489	7,471	(18)	-0.2%
Out-of-State	7,258	7,276	18	0.2%
Total	14,747	14,747	-	0.0%

Council Approved Tuition & Fees

RIC	FY 2020	FY 2021	Chg. to FY 2020	
Resident				
Tuition	\$8,218	\$8,835	\$617	7.5%
Fees	1,360	1,425	65	4.8%
Total	\$9,578	\$10,260	\$682	7.1%
Nonresident				
Tuition	\$21,683	\$23,310	\$1,627	7.5%
Fees	1,360	1,425	65	4.8%
Total	\$23,043	\$24,735	\$1,692	7.3%
Avg. Room/Board	\$12,349	\$12,832	\$483	3.9%
Enrollment				
In-State	5,180	5,173	(7)	-0.1%
Out-of-State	1,037	1,036	(1)	-0.0%
Total	6,217	6,209	(8)	-0.1%

Council Approved Tuition & Fees

CCRI	FY 2020	FY 2021	Chg. to FY 2020	
Resident				
Tuition	\$4,284	\$4,414	\$130	3.0%
Fees	416	446	30	7.2%
Total	\$4,700	\$4,860	\$160	3.4%
Nonresident				
Tuition	\$12,128	\$12,492	\$364	3.0%
Fees	416	446	30	7.2%
Total	\$12,544	\$12,938	\$394	3.1%
Enrollment	9,135	9,135	-	0.0%

Office of Postsecondary Commissioner

	FY 2020 Enacted	FY 2021 Request	FY 2021 Governor	Gov. Chg. To Request
General Revenue	\$16.5	\$19.0	\$16.8	\$(2.2)
Federal Funds	8.0	8.1	8.3	0.1
Restricted Receipts	3.1	2.6	2.6	0.0
Other Funds	15.1	15.6	13.9	(1.7)
Total	\$42.7	\$45.4	\$41.6	\$(3.8)
FTE Authorization	30.0	33.0	31.0	(2.0)
Third Party Limited	1.0	1.0	1.0	-
Total	31.0	34.0	32.0	(2.0)

\$ in millions

OPC – Unrestricted Budget

General Revenue Change to Enacted	Request	Governor	Difference
Current Year Revisions	\$414,948	\$(1,331)	\$(416,279)
New Positions (2.0 FTE)	248,108	-	(248,108)
Other Salaries and Benefits	517,525	(106,796)	(624,321)
RI Promise	1,163,180	257,439	(905,741)
Shepard Building	26,914	26,914	-
College Crusade	199,900	-	(199,900)
Best Buddies	-	-	-
NEBHE	-	-	-
Other Operations	(44,203)	103,729	147,932
Nursing Education Center	500	500	-
Total	\$2,526,872	\$280,455	\$(2,246,417)

OPC Changes

- Salaries and Benefits
 - Office requested 3.0 new positions
 - 1.0 for Northern RI Education Center
 - 2.0 for Commissioner's Office
 - Governor add only 1.0 FTE for Northern RI Ed. Center
- Promise Scholarship Program - \$7.2 million
 - \$0.3 million more than enacted
 - Reflects similar enrollment as FY 2020
 - Accounts for tuition increase at CCRI

OPC Changes

- Requested \$0.6 million more to restore savings identified by Governor's Efficiency Commission
 - Enacted budget includes \$1.0 million based on Efficiency Commission proposal to co-locate OPC & RIDE
 - Plan was for OPC to move to DOA building by 4th quarter of FY 2020
 - Has not occurred
 - Consolidation plans appear to be on hold

RI Promise – Current Program

- 2017 Assembly authorized Promise at CCRI
 - 2 years of free tuition & mandatory fees at CCRI for qualifying Rhode Island students
 - “Last dollar scholarship” model
 - After a student exhausts all other aid sources the program covers remainder of tuition bill
 - Other non-mandatory fees not covered
 - Recipients are required to
 - Maintain a 2.5 grade point average
 - Commit to remaining in RI after graduation
 - Remain on track to graduate

RI Promise – Current Program

- Exceptions to eligibility criteria for
 - “Recipient - student” with approved medical or personal leave of absence
 - Includes students on deferral/deferment
 - “Recipient – student” who is a member of the National Guard or reserve unit of a branch of the U.S. military
 - Leaves of absence may be approved for up to one year

RI Promise – Current Program

- 4 cohorts of students starting in fall 2017
 - Last cohort entering in fall 2020
- Program evaluation by July 1, 2020
 - After 2nd cohort finishes
- FY 2020 enacted budget = \$7.0 million
 - FY 2021 recommendation = \$7.2 million
 - Assumes same number of students as FY 2020
 - Costs fluctuate from original estimates due to actual enrollment offset by attrition

Article 10 Section 7 - RI Promise

- Removes sunset to make program permanent
- Alters “Last dollar scholarship” model
 - Program covers tuition remaining after all other sources of aid are exhausted - not loans
 - Section excludes DCYF scholarships and College Crusade
 - Budget estimates appear to not account for the need to replace this funding with state sources

Article 10 Section 7 - RI Promise

- College Crusade
 - Nonprofit founded in 1989 to reduce high school drop out rates & increase educational & career success for low-income urban youth
 - Receives \$3.9 million via state for operations & scholarships
 - \$3.5 million from federal GEAR-UP grant
 - \$0.4 million from general revenues

Year	# of Promise Students	Funding
18/19	276	\$349,973
19/20*	211	\$157,408

* Data through fall 2019

Article 10 Section 7 - RI Promise

- DCYF - Higher Education Opportunity Grant
 - Financial assistance to eligible former foster care youth to attend state higher education institutions
 - Spent at least 2 years in DCYF foster care
 - In DCYF foster care on 16th birthday
 - Must apply by age 21
 - Graduated from high school
 - Enrolled full-time; remain in good academic standing
 - \$200,000 from general revenues

Year	# of Promise Students	Funding
18/19	10	\$41,267
19/20*	7	\$26,675

* Data through fall 2019

RI Promise - Certificates

- Article 10 also extends Promise to "certificates"
 - Program with "labor market value" as defined by OPC
 - CCRI has 47 certificate programs
 - Student can pursue associate's degree following completion of certificate
 - Must remain on track to graduate
 - No additional cost assumed

RI Promise Experience

- 1,584 first-time, full-time students began
 - 45.6% fully funded by the Promise Scholarship
 - 285 or ~18% graduated this past summer

Cohort 1	Fall 2017	Spring 2018	Fall 2018	Spring 2019
Enrollment	1,584	1,333	994	871
Promise \$ Only	722	623	320	307
% Promise \$ Only	45.6%	46.7%	32.2%	35.2%
Cohort 2	Fall 2018	Spring 2019	Fall 2019	Spring 2020
Enrollment	2,337	1,927	1,420	1,264
Promise \$ Only	982	839	472	418
% Promise \$ Only	42.0%	43.5%	33.2%	33.1%

RI Promise Experience

- Third cohort includes 2,599 first-time, full-time students
 - 42.2% students fully funded by the Promise Scholarship

Cohort 3	Fall 2019	Spring 2020	Fall 2020*	Spring 2021*
Enrollment	2,599	2,313	1,500	1,300
Promise \$ Only	1,095	979	524	464
% Promise \$ Only	42.1%	42.3%	34.9%	35.7%

* Estimated

RI Promise Experience

- Fourth Promise-only cohort estimated similar to cohorts 2 and 3 with higher retention

Promise \$ Only	Fall 1	Spring 1	Fall 2	Spring 2
Cohort 1	722	623	320	307
Cohort 2	982	839	472	418
Change to prior	36.0%	34.7%	47.5%	36.2%
Cohort 3	1,095	979	524*	464*
Change to prior	11.5%	16.7%	11.0%*	11.0%*
Cohort 4	1,095*	979*		

* Estimated

RI Promise Experience

- Fiscal year funding includes 2 cohorts per year after first year

Promise \$ Only	FY 2018	FY 2019	FY 2020	FY 2021
Cohort 1	\$3.1	\$1.3	\$ -	\$ -
Cohort 2	-	4.3	2.1	-
Cohort 3	-	-	4.8	2.3
Cohort 4			-	4.9
Total	\$3.1	\$5.6	\$6.9	\$7.2

\$ in millions

RI Promise Out-Years

Out -years	FY 2021	FY 2022	FY 2023	FY 2024	FY 2025
Governor	\$7.2	\$7.2	\$7.2	\$7.2	\$7.2

\$ in millions

- Missing from out-year estimate
 - Potential increases in tuition or enrollment
 - Potential increase from certificate expansion
 - Impact of exempting grants received from
 - DCYF Higher Education Opportunity Incentive
 - College Crusade Scholarship

RI Promise – Current Program

- Current reporting requirements
 - By each 10th of November & May CCRI must report to
 - Legislative and Executive Fiscal Officers
 - Commissioner of Postsecondary Education
 - Chair of Council on Postsecondary Education

RI Promise – Program Evaluation

- Law requires CCRI & Commissioner to submit program evaluation of first 2 cohorts by July 1, 2020
 - 8 elements of evaluation listed
 - To Governor, Speaker, Senate President
 - Submitted April 10, 2020
- Conducted by CCRI “Institutional Effectiveness team with oversight & review by OPC”

RI Promise – Program Evaluation

No.		Metric
1		Started the program
2		Attained a degree/certification on-time
3	# of Students in each Cohort	<u>Not</u> attained a degree/certification on time – <i>analysis of why</i>
4		Started program but unable to continue or complete – <i>analysis of why</i>
5	Costs	Current and continuing
6		For increasing success of the program
7	Suggestions & Recommendations	Modifying, continuing, expanding, curtailing, or discontinuing the program
8		As CCRI & OPC deem appropriate

RI Promise – Program Evaluation

- Goal - increase # of students enrolling in & completing degrees on time from CCRI
- Report
 - First-time, full-time, direct from high school Rhode Island enrollees increased by 1,499
 - From 1,100 in fall 2016 to 2,599 in fall 2019
 - Promise's first cohort in fall 2017 had 1,584 students
 - 2011 - 2015 avg. 2-year completion rate = 4%
 - First Promise cohort - 19% 2-yr graduation rate
 - 57% of students graduated, transferred, or still attending CCRI

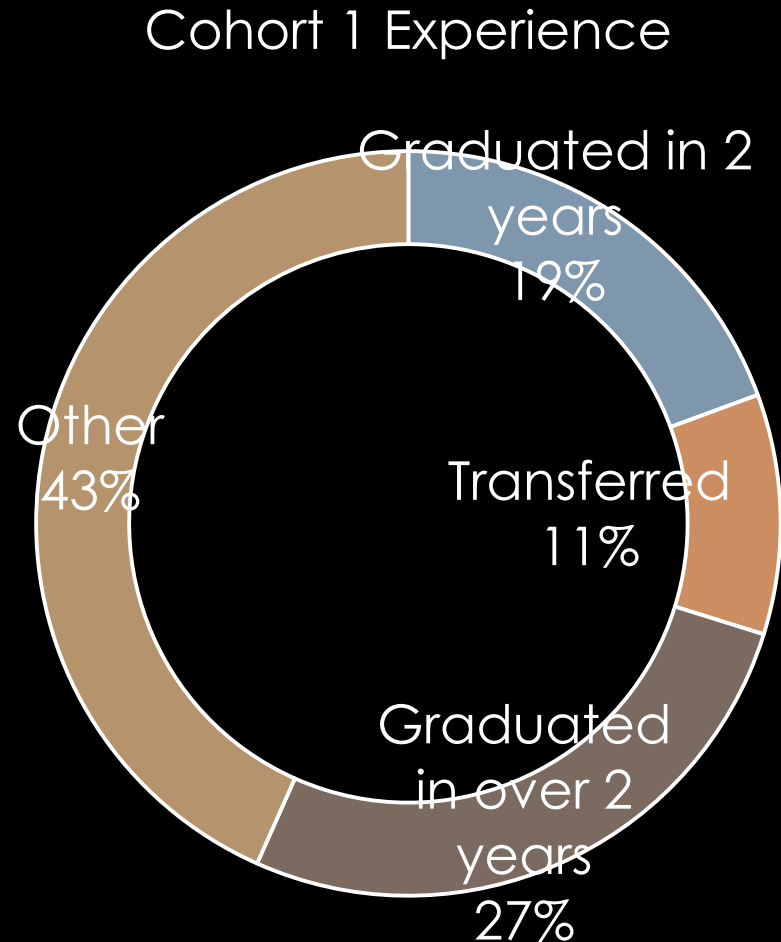
RI Promise – Program Evaluation

- Goal - increase # of student enrolling in & completing degrees on time from CCRI
- Institution-wide data
 - CCRI's 3-year graduation rate increased from 17% in FY 2016 to 20% for FY 2019
 - Overall enrollment increased by 542 or 6.3% from FY 2017 – FY 2019

Institution-wide Enrollment	
FY 2017	8,593
FY 2018	8,732
FY 2019	8,899

RI Promise – Program Evaluation

- # of students who have not attained a degree on-time?
 - 1,278 out of 1,584
- Why did that happen?
 - Degree completion took longer
 - Transferred pre-graduation
 - Entered workforce without a degree



RI Promise – Program Evaluation

- # of students who have been unable to complete program?
 - Of 6,520 entering Promise since inception, 2,201 entered workforce without a degree
- Why did that happen?
 - Academic challenges
 - Struggled to meet GPA
 - Financial struggle after Promise ran out
 - Chose to enter workforce
 - Personal/medical

RI Promise – Program Evaluation

- Suggestions and Recommendations
 - Stronger K-12 preparation
 - Majority of students entering CCRI require additional development in reading, writing, or mathematics
 - Makes completing in two years more difficult
 - Align GPA requirement with US Dept. of Ed.
 - Current program has 2.5 GPA requirement
 - US Dept. of Ed. requires 2.0 GPA to maintain eligibility for federal financial aid
 - Report argues this leads to two streams of messaging to students based on their source of aid

RI Promise – Program Evaluation

- Suggestions and Recommendations
 - Make program permanent and extend to high-demand certificates
 - *Both included in Governor's budget*
 - Provide an additional semester of funding for Promise students
 - Providing 5 semesters would give more people the opportunity to finish college
 - Account for dropped or failed classes
 - *Not recommended by the Governor*

Dual Enrollment Program

- Allows qualified high schoolers to earn college credit at no cost
 - Students can take courses in two ways
 - Concurrent enrollment - courses taken at student's high school for college credit
 - Dual enrollment - courses taken at postsecondary institution's campus
- \$3.2 million for FY 2021
 - From tuition savings fees
- \$2.3 million in FY 2020 final budget

Last Dollar Scholarship

- Helps students already receiving financial aid with additional costs
 - FY 2019 funding
 - \$2.6 million to URI
 - \$2.2 million to RIC
 - \$3.3 million to CCRI
 - Lesser of 20% or \$1.5 million to non-profit private higher education institutions
- \$9.6 million enacted for FY 2020
 - Governor recommends same for FY 2021

Last Dollar Scholarship

Fall 2018 Semester	URI	RIC	CCRI
Eligibility Criteria	*EFC≤\$12,000, enrolled full or part-time	Pell-eligible, full-time enrolled, complete first year of study, 2.74 cumulative GPA	Pell-eligible, *EFC≤\$5,198, minimum 6 credit enrollment, minimum 2.0 cumulative GPA
Number of Award Recipients	3,300	463	2,649
Average Award per Student	\$777	\$4,635	\$975

*Expected family contribution—measure used to determine need-based financial aid eligibility

New England Board of Higher Education Compact

- Established in 1957
- Enables students to receive reduced tuition with participating states
 - 1,011 Rhode Islanders participated FY 2019
- Budget includes \$147,000 from general revenues for FY 2021
 - Consistent with enacted budget
 - Paid through RIHEAA's budget until FY 2016
 - Paid by OPC with guaranty agency reserves until FY 2018 when loan portfolio was sold

Reserve Funds/CollegeBound Cash Flow – Gov. Budget

	FY 2019	FY 2020	FY 2021	FY 2022
Opening Surplus*	\$27.5	\$21.5	\$15.4	\$8.4
CollegeBoundfund Fees*	6.2	6.2	6.2	6.2
Total Revenue	\$33.7	\$27.7	\$21.6	\$14.6
Guaranty/OPC Admin	\$0.4	\$0.4	\$0.4	\$0.4
Last Dollar Scholarship	10.0	9.6	9.6	9.6
Dual Enrollment	1.7	2.3	3.2	3.2
Total Expenses	\$12.1	\$12.3	\$13.2	\$13.2
Closing Balance	\$21.5	\$15.4	\$8.4	\$1.4

\$ in millions; *FY 2019 adjusted from prior presentations

Division of Higher Education Assistance

- FY 2016 budget dissolved HEAA & transferred duties, authority & resources
 - Authority & corporate existence ended on July 1, 2015
 - Replaced by new Division of Higher Education Assistance in OPC's budget
- Guaranty agency operations transferred to a successor agency at end of FY 2018
 - New revenues to support this work ended with the portfolio transfer

Division of Higher Education Assistance

- Currently 4 FTE partially supported by guaranty agency reserves
- 2018 Assembly restricted general operating support to \$0.4 million
 - Preserve balance for assistance programs
- Issue for FY 2022

Office of Postsecondary Commissioner

- Article 1 identifies appropriations to community organizations
 - \$355,000 to Rhode Island College Crusade
 - Pursuant to RIGL 16-70-5
 - \$75,000 to Best Buddies Rhode Island
 - Support programs for children with developmental & intellectual disabilities
- Consistent with enacted budget

Nursing Education Center

	OPC	URI	RIC	Total
Operating Costs	\$3.0	\$0.6	\$0.6	\$4.2
Lease	4.2	0.9	0.9	6.0
Debt Service	1.2	-	-	1.2
Total	\$8.4	\$1.5	\$1.5	\$11.4

\$ in millions

- 120,000 square foot building for URI & RIC nursing programs in downtown Providence
- Opened for classes in fall of 2017
- Supported by 10.0 FTE

Higher Education Centers

- Westerly Higher Education Center
 - \$2.2 million from restricted receipts for operations of center and 8.0 FTE
 - Center is supported by program fees
 - \$0.3 million less than enacted
- Northern RI Education Center
 - \$3.9 million from RICAP for leased center
 - \$0.1 million from restricted receipts and 1.0 new operations and facilities manager

Article 2, Section 1 - State Funds

- Authorizes Board of Education to establish two restricted receipt accounts
 - One for higher education & industry centers in Westerly & Northern Rhode Island
 - For funds gifted or granted to the centers
 - An account already exists for revenues & expenditures
 - One for the Nursing Education Center
 - For rentals of common space for outside events
 - Proposed by Governor as GBA to FY 2020 budget but not enacted by Assembly

New Article - Leases

- RIGL 37-6-2 requires departments to obtain legislative approval before entering into
 - Leases that are five years or longer and in excess of \$0.5 million
- Requirement adopted by 2006 Assembly

State Properties
approves
request from
agency

Agency goes
through RFP
process

Assembly
approval
(if required)

State
Properties
executes
lease

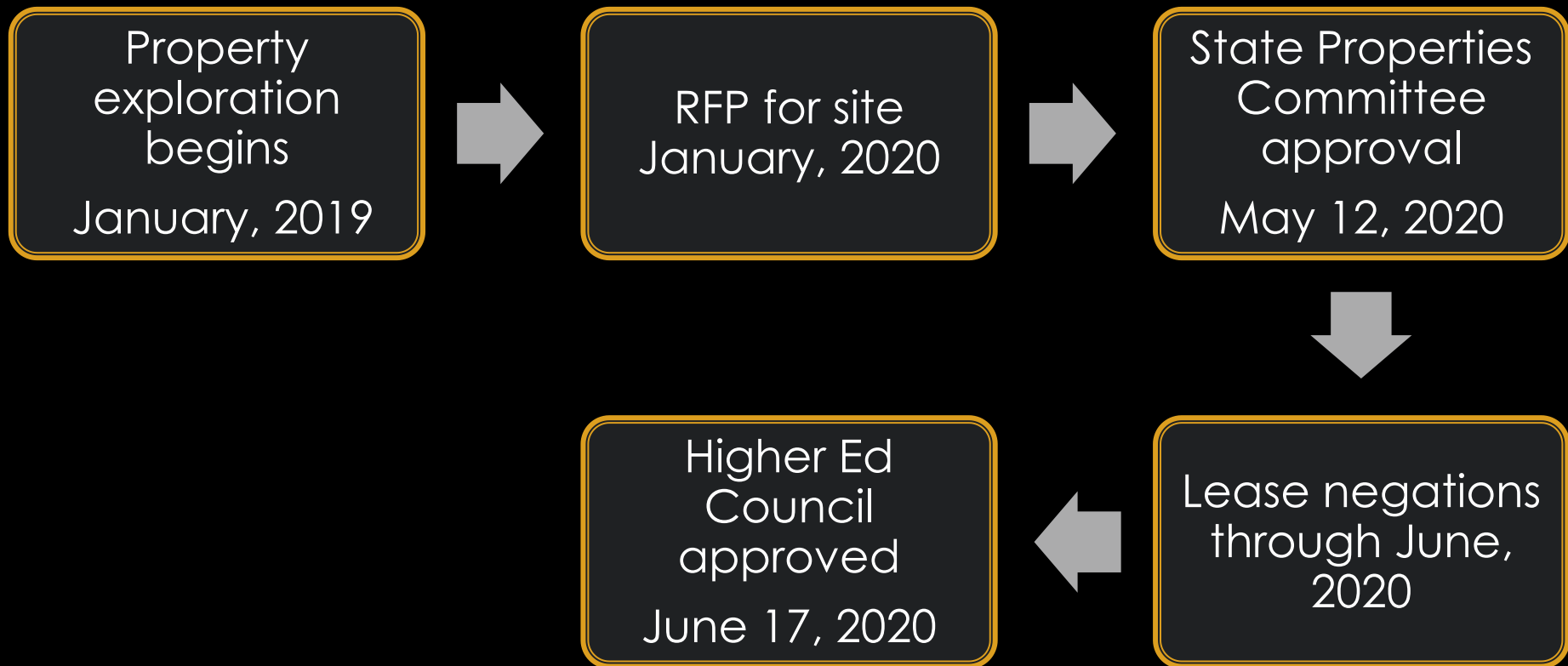
New Article – Northern RI Center Lease

Required Information	New Article
Purpose	To develop and operate a northern RI & Woonsocket Education & Industry Center
Cost	Not to exceed \$2.2 million
Term	10 years
Location	95-117 Main St. Woonsocket
Owner	S-95 Main Street Woonsocket, LLC

New Article – Northern RI Center Lease

- Approved plan includes \$4.0 million from RICAP to replicate public-private model used at Westerly Center in northern RI
 - Budget limits state funding to no more than 50% of total construction costs
- First approved for FY 2019
 - Issues with securing a site during FY 2019 and FY 2020

New Article – Northern RI Center Lease



New Article – Northern RI Center Lease

- Westerly Center
 - \$2.0 million from general revenues in FY 2017 & FY 2018 as part of lease agreement
 - \$2.0 million from RICAP to outfit facility
 - GO bonds for brownfield remediation

Royce Family Fund	\$1.8
Washington Trust	0.1
Westerly Comm. Credit Union	0.1
Roberts Foundation	0.1
Town of Westerly	0.3
State Brownfield Grant-DEM	0.7
Other Private	0.0
General Revenues	2.0
RICAP	2.0
Total	\$7.0

\$ in millions

New Article – Northern RI Center Lease

- RICAP cannot be used for lease costs
 - Article is silent on how the lease will be funded
 - Plan is for fees to support all costs
 - Same as Westerly Center model
- RICAP will be used for furniture and equipment

University of Rhode Island

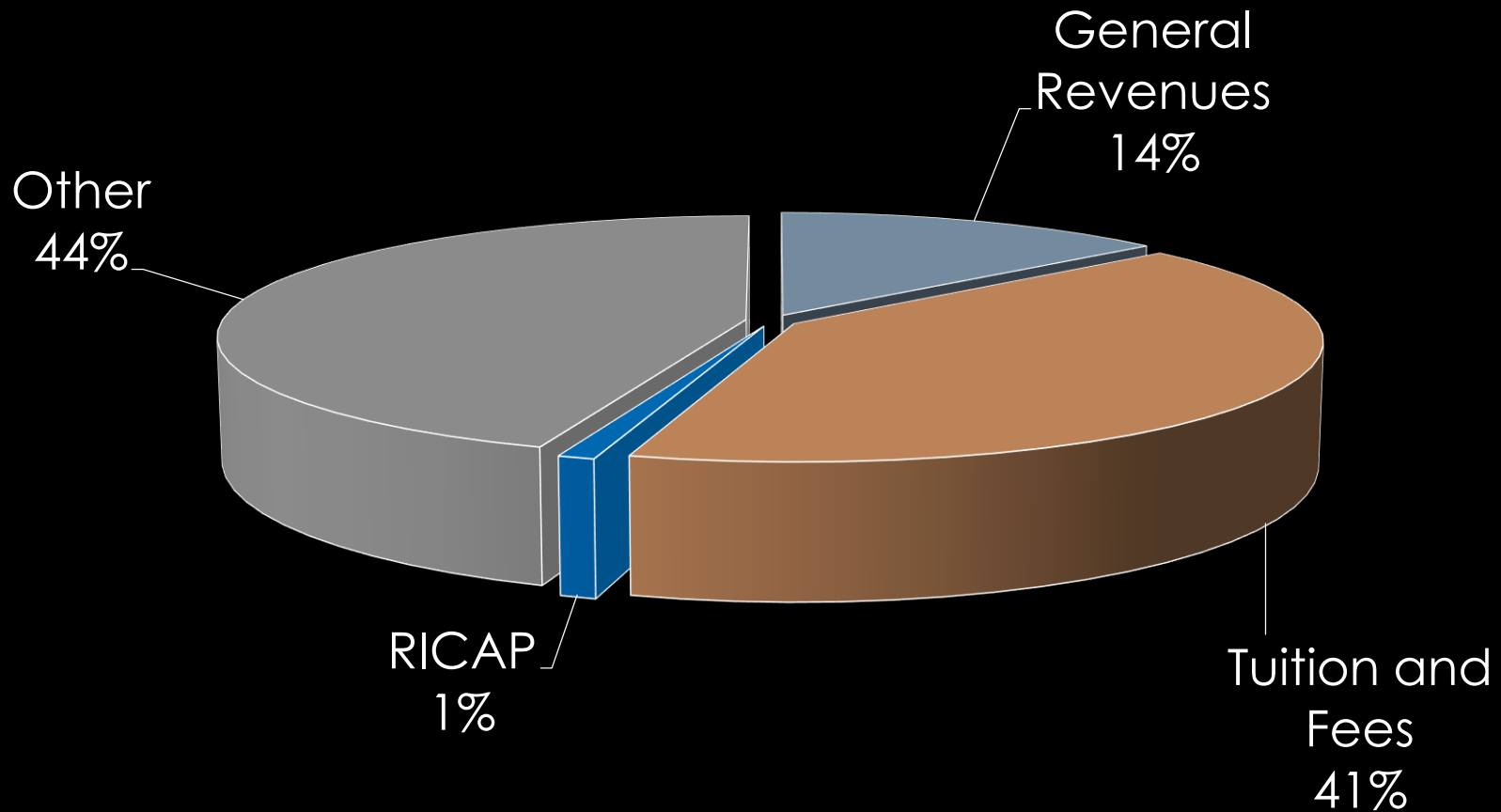
	FY 2020 Enacted	FY 2021 Request	FY 2021 Governor	Gov. Chg. to Request
General Revenue	\$115.2	\$121.1	\$115.7	\$(5.4)*
Tuition and Fees	340.0	344.2	348.6	4.4
Other Unrestricted	38.0	39.0	39.0	-
Restricted	343.9	365.0	353.9	(11.1)
Total	\$837.0	\$869.3	\$857.2	\$(12.1)
FTE Authorization	1,932.2	2,208.9	2,197.2	(11.7)
Third Party Limited	622.8	357.8	357.8	-
Total	2,555.0	2,566.7	2,555.0	(11.7)

\$ in millions; *Governor's budget assumes availability of \$4.4 million beyond current projections

URI Staffing

- Request includes 11.7 new positions
 - 10.7 in current year for URI Online
 - 1.0 in FY 2021 for sports marketing
 - None recommended
- Also reallocates positions between third-party sources
 - Shifts 265.0 positions to address a problem with current reporting
 - Recommended by Governor

URI Sources of Funds



URI – Unrestricted Budget

Change to Enacted	Request	Governor	Difference
Current Year Revisions	\$(5,327,430)	\$(2,287,853)	\$3,039,577
Sports Marketing (1.0 FTE)	102,129	-	(102,129)
Graduate Teaching Expansion	514,000	514,000	-
Other Salaries & Benefits	9,604,016	9,366,351	(237,665)
Utilities	681,395	681,395	-
Debt Service	572,386	(2,450,225)	(3,022,611)
Student Aid	4,328,098	4,052,098	(276,000)
Technology	247,690	112,690	(135,000)
State Crime Lab	24,959	9,824	(15,135)
Other Operations	362,289	150,424	(211,865)
Total	\$11,109,532	\$10,148,704	\$(960,828)

University of Rhode Island

- Sports Marketing Coordinator 1.0 FTE
 - \$0.1 million and authorization requested
 - Position would be responsible for production and distribution of media for live home events
 - Not recommended by Governor
- Graduate teaching expansion
 - Third year of five year plan to add 10 assistants per year
 - \$0.3 million for tuition waivers
 - \$0.2 million for stipends & benefits

University of Rhode Island

- Other salaries and benefits
 - \$269.3 million
 - \$9.4 million more than FY 2020
 - Current service adjustments consistent w/ settled contracts
- Debt service - \$38.1 million
 - \$3.0 million less than FY 2020
 - \$30.6 million from general revenues

URI Unrestricted Debt Service

	GO	RIHEBC	ESCO	Total
FY 2017	\$15.5	\$3.4	\$2.0	\$20.9
FY 2018	\$22.8	\$3.5	\$1.8	\$28.0
FY 2019	\$29.0	\$3.9	\$2.0	\$34.9
FY 2020	\$33.6	\$4.9	\$2.1	\$40.6
FY 2021	\$30.6	\$5.0	\$2.6	\$38.2

\$ in millions

- GO debt paid solely from general revenues
- RIHEBC debt - general revenues, tuition & fees
- ESCO Agreements
 - Energy savings used to pay back capital investment
 - General revenues, tuition, fees

University of Rhode Island

- Student aid– \$120.4 million
 - 3.4% more than FY 2020
 - 6.4% more than FY 2019
 - Estimated as 35.0% of tuition & fee revenue
- Crime Lab - \$1.3 million, 10.0 FTE
 - \$9,824 over enacted, \$15,135 less than request
- Technology
 - University requested \$135,000 for IT security program, not recommended

University of Rhode Island

- Appropriations to community organizations identified in Article 1
 - \$350,000 to the Small Business Development Center
 - In order to leverage federal funding & support economic development
 - \$50,000 to Special Olympics Rhode Island
 - Provide athletic opportunities for individuals with intellectual & developmental disabilities
- Consistent with enacted budget

URI Restricted Budget

Year End Status of Self-Supporting Entities

+ Surplus/ - Reserve Use	FY 2018	FY 2019
Bookstore	-	-
Dining Services	+	+
Health Services	+	+
Housing & Residential Life	+	+
Memorial Union	+	+
Parking Services	-	-
Ryan Center & Boss Arena	+	+
W. Alton Jones	-	+

New Article - Leases

- Request for a lease for URI
 - 25 West Independence Way on Kingston Campus
- Assembly approval required for all leases that are five years or longer and in excess of \$0.5 million
 - Requirement adopted by 2006 Assembly

New Article - URI

- Original 10-year lease approved in 1991
 - Land at 25 West Independence Way
 - Kingston Campus for Independence Square Foundation to build 40,000 sq. ft. community center building for non-profit tenants
 - No Assembly approval required at time
- 2007 Assembly authorized 25-year lease
 - From January 1, 2009 to January 31, 2024
 - 16,368 sq. ft. to house kinesiology program
 - Annual cost of \$0.3 million
 - total cost of \$7.4 million

New Article - URI

2007
Authorization
1/1/09 – 1/31/34

2nd
amend
for 2,269
sq ft
8/17/16
to
8/31/20

4th
amend
for 2,868
sq ft
1/1/20
to
8/16/20



1st
amend
for 512
sq ft
10/1/12
to
12/1/33

3rd
amend for
1,270 sq ft
8/16/19 to
8/31/20

New Article - URI

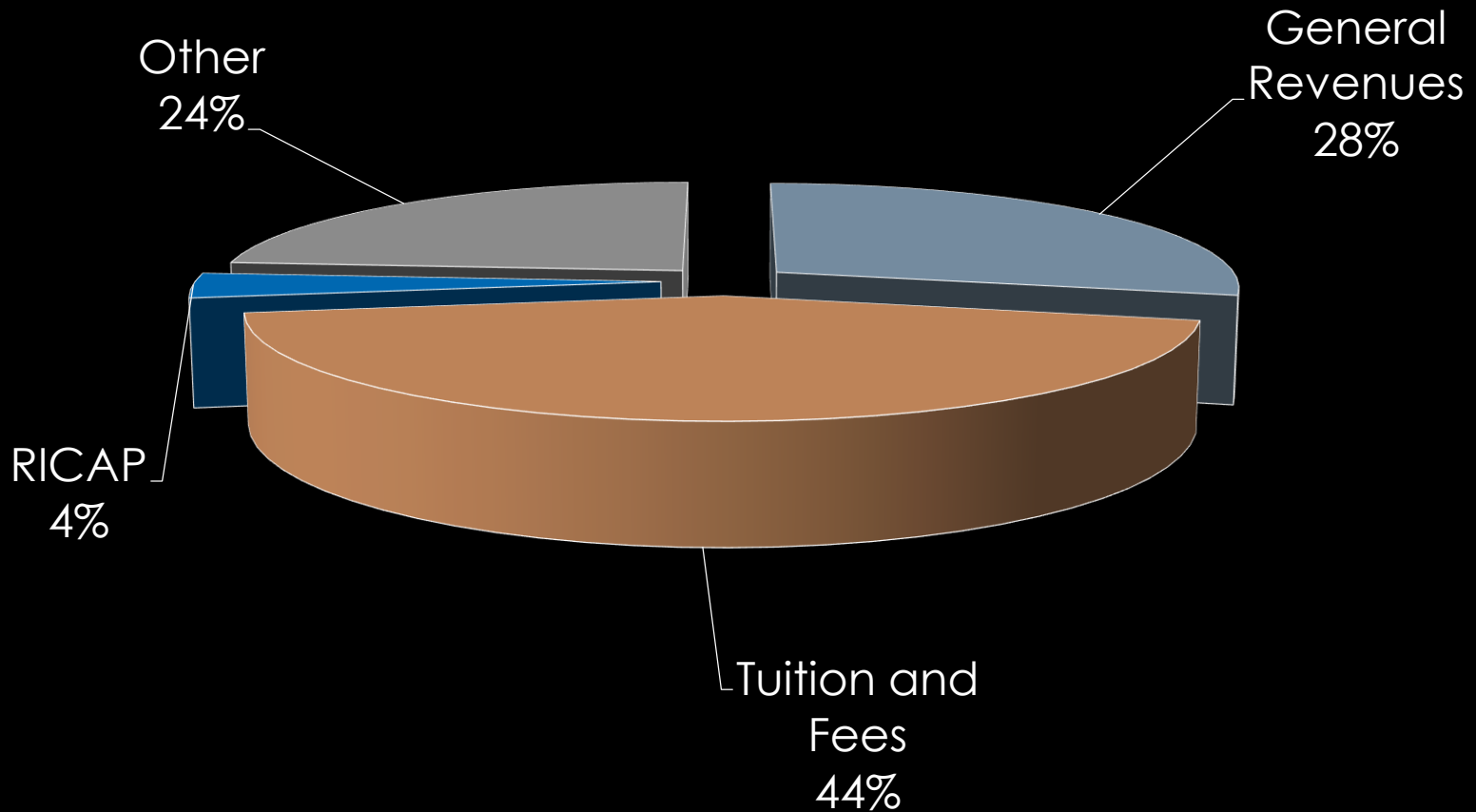
- Article extends the term for the 4 lease amendments to January 31, 2034
 - To be the same as 2007 lease extension
 - Cost of extending amendments is capped at \$1.4 million

Rhode Island College

	FY 2020 Enacted	FY 2021 Request	FY 2021 Governor	Gov. Chg. to Request
General Revenue	\$58.0	\$63.0	\$57.9	\$(5.1)*
Tuition and Fees	81.7	85.2	89.1	3.9
Other Unrestricted	9.6	3.2	3.8	0.6
Restricted	52.5	50.7	51.9	1.2
Total	\$201.8	\$202.3	\$202.6	\$0.3
FTE Authorized	873.2	873.2	873.2	-
Third Party Only	76.0	76.0	76.0	-
Total	949.2	949.2	949.2	-

\$ in millions; *Excluding debt service, general revenues are \$4.7 million less than requested; Governor's budget assumes availability of \$3.9 million in revenues beyond current projections

RIC Sources of Funds



RIC - Unrestricted Budget

Change to Enacted	Request	Governor	Difference
Current Year Revisions	\$(7,334,291)	\$(7,324,027)	\$10,264
Salaries and Benefits	5,893,363	5,797,723	(95,640)
Student Aid	1,538,247	1,538,247	-
Debt Service	17,708	(615,152)	(632,860)
Recruitment & Promotion	571,000	571,000	-
Technology	658,599	658,599	-
Other Operations	848,007	848,007	-
Total	\$2,192,633	\$1,474,397	\$(718,236)

Rhode Island College

- Salaries and benefits - \$100.9 million
 - \$5.8 million more than revised allocation
 - Current service adjustments consistent w/ settled contracts
 - Funding set aside for ongoing contract negotiations
- Student aid - \$18.6 million
 - \$5.9 million more than FY 2020 revised
 - \$0.1 million over FY 2020 enacted level

Rhode Island College

- Recruitment - \$0.6 million
 - Effort to rebrand to increase appeal and expand enrollments
 - Modifications to outreach and advertising strategies
- Technology - \$0.7 million
 - Fixed costs relating to projects underway
 - Some funding for computer refresh

RIC Restricted Budget

Year End Status of Self-Supporting Entities

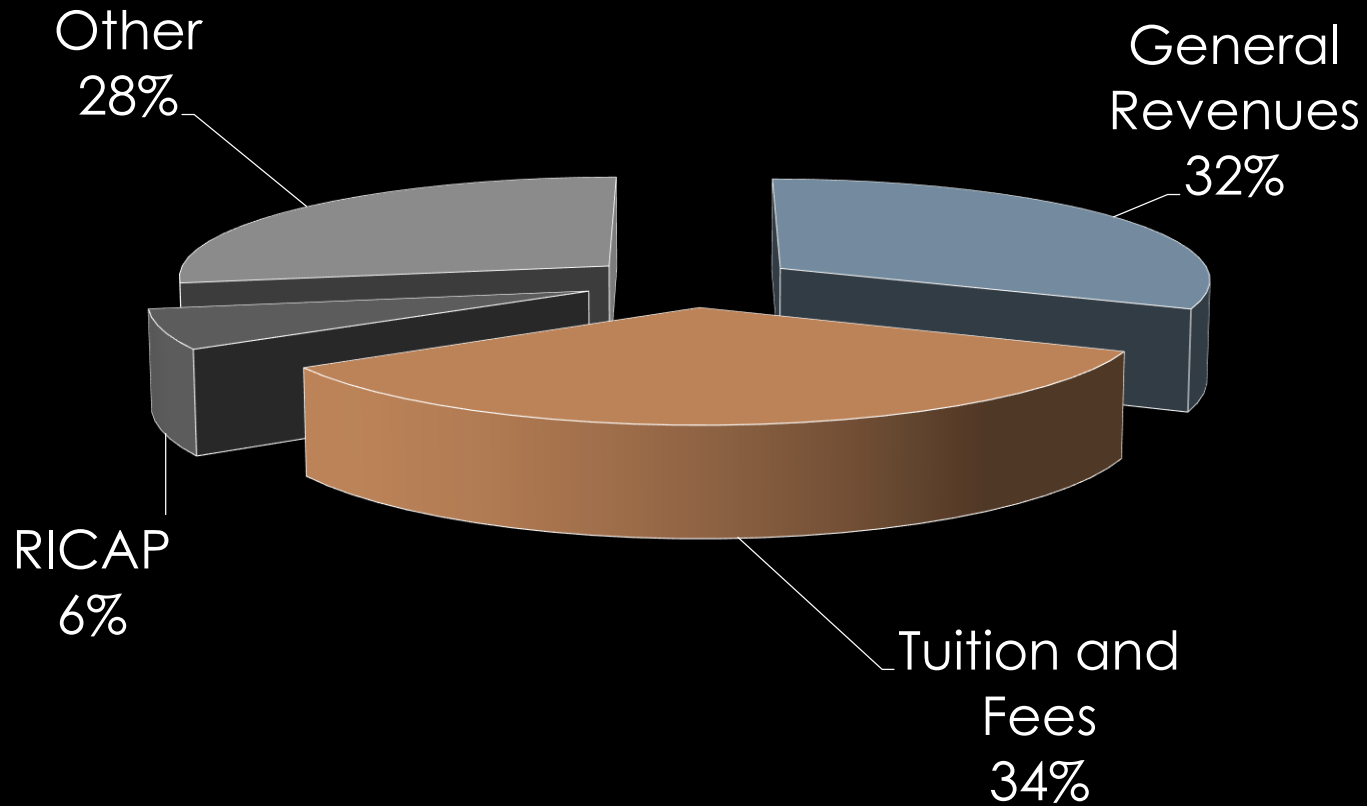
+ Surplus/ - Reserve Use	FY 2018	FY 2019
Residence Halls	-	-
Donovan Dining	-	-
Student Union	-	-

- Auxiliary programs used \$4.4 million of prior year balances for FY 2019
 - Residence Halls used \$2.4 million
 - Dining used \$1.5 million
 - Student Union used \$0.5 million

	FY 2020 Enacted	FY 2021 Request	FY 2021 Governor	Gov. Chg. to Request
General Revenue	\$53.9	\$55.9	\$54.0	\$1.9*
Tuition and Fees	57.4	58.4	59.0	0.6
Other Unrestricted	6.2	5.2	5.2	-
Restricted	48.8	49.7	53.0	3.3
Total	\$166.4	\$169.3	\$171.3	\$2.0
FTE Authorized	760.1	760.1	760.1	-
Third Party Only	89.0	89.0	89.0	-
Total	849.1	849.1	849.1	-

\$ in millions; *Excluding debt service, general revenues are \$1.9 million less than requested; Governor's budget assumes availability of \$0.6 million in revenues beyond current projections

CCRI Sources of Funds



CCRI - Unrestricted Budget

Change to Enacted	Request	Governor	Difference
Current Year Revisions	\$(2,146,695)	\$(2,146,695)	\$ -
New Advisors (5.0 FTE)	450,000	268,995	(181,005)
Other Salaries and Benefits (-5.0 FTE)	3,088,026	3,087,689	(337)
New Initiatives	850,000	-	(850,000)
Student Aid	69,632	69,632	-
Debt Service	(383,272)	(383,272)	-
Other Operations	53,014	(215,981)	(268,995)
Total	\$1,980,705	\$680,368	\$(1,300,337)

CCRI

- New advisors
 - CCRI requests \$0.5 million for 5 new FTE
 - Governor adds \$0.3 million for 3 new FTE
- Other salaries & benefits - \$93.9 million
 - \$3.1 million more than FY 2020
 - Current service adjustments
- Student aid - \$4.0 million
 - \$0.1 million more than FY 2020
 - \$0.3 million or 8.6% more than FY 2019

CCRI Restricted Budget

Year End Status of Self-Supporting Entities

+ Surplus/ - Reserve Use	FY 2018	FY 2019
Bookstore/Auxiliary	+	-

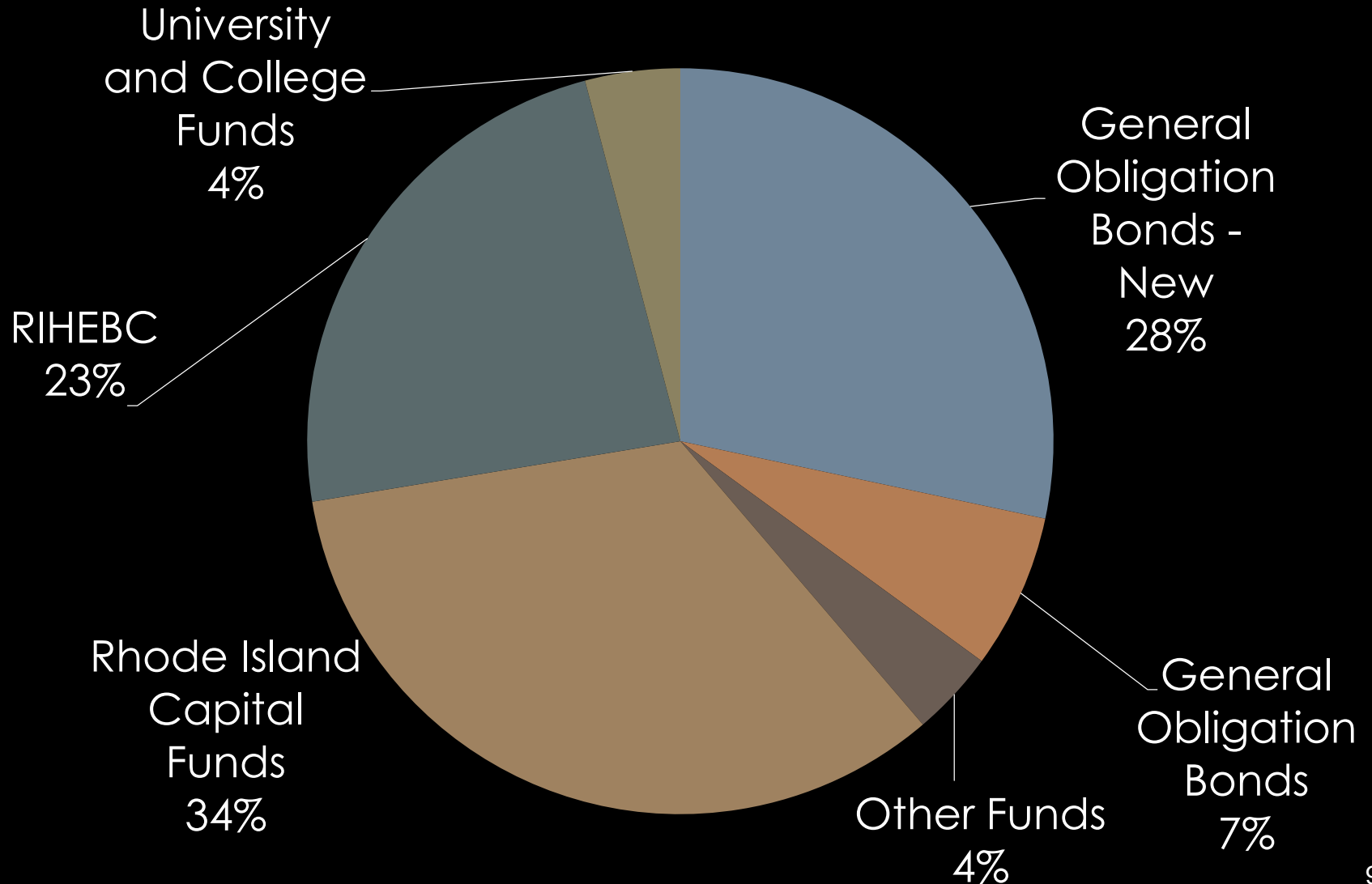
- The Community College has a single auxiliary account
 - Bookstore
 - Dining
 - Campus Service Fee

FY 2021 - FY 2025

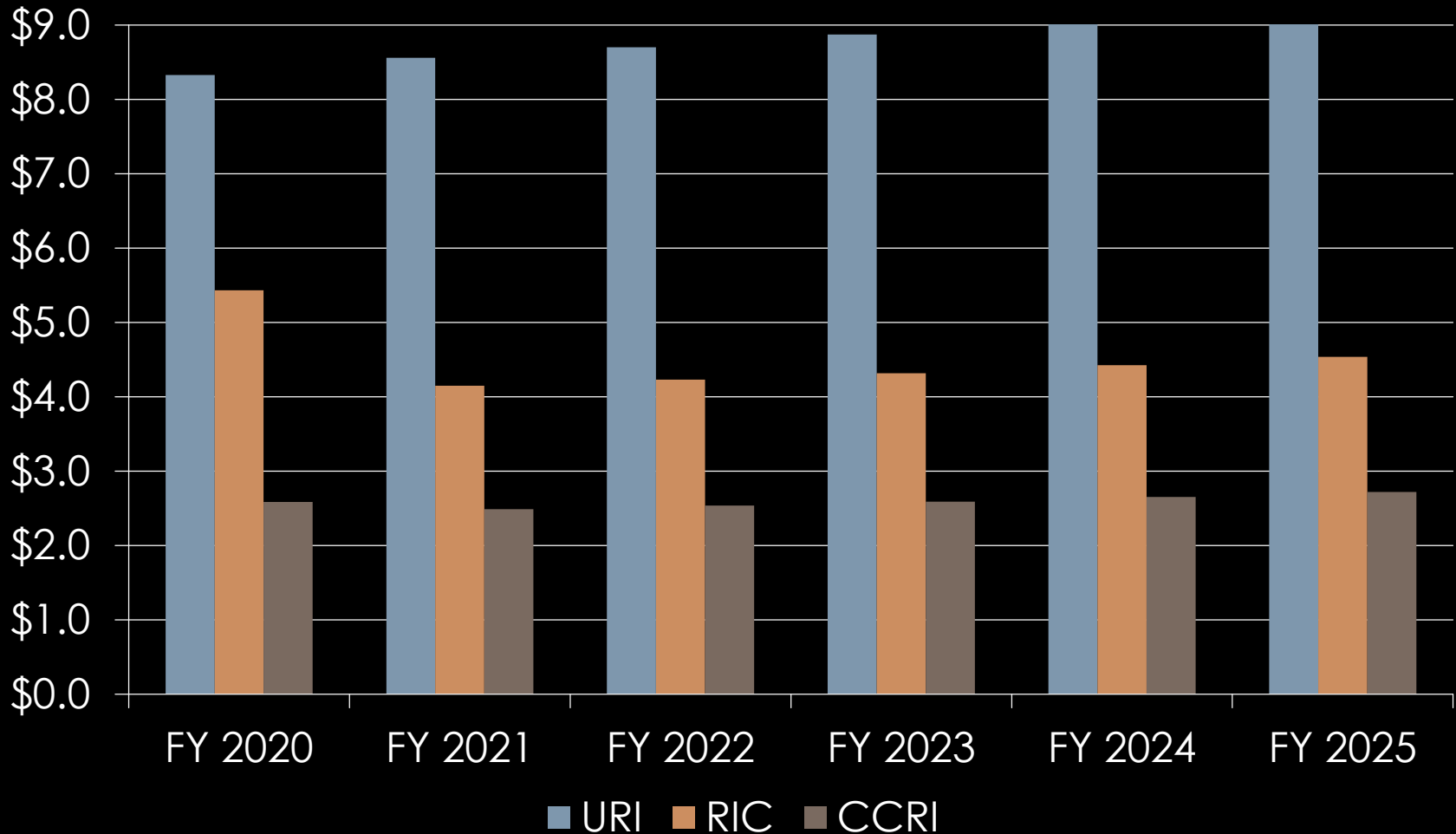
Capital Budget

- \$477.5 million of new & ongoing projects
- Plus dozens of asset protection projects at each institution
- Campuses contain majority of state's physical property

FY 2021 - FY 2025 Capital Budget



Asset Protection by Fiscal Year



FY 2021 - FY 2025

Capital Budget

Excluding Asset Protection	OPC	URI	RIC	CCRI	Total
New Projects	-	1	1	3	5
Approved Projects	2	24	6	6	38
Total Projects	2	25	7	9	43
Cost (In millions)	\$2.0	\$239.4	\$80.4	\$76.6	\$398.4

New Projects of Note

- CCRI - Campuswide Renovation & Modernization - \$40.0 million
 - \$28.0 million from RICAP beginning in FY 2023
 - \$12.0 million from new GO bond to go on November 2020 ballot
 - *Heard in Finance on February 13, 2020*
 - Academic/student support, student services, common areas, core building infrastructure, technology, energy efficiency, ADA compliance, & parking/traffic flow

New Projects of Note

- RIC - Academic Buildings Phase III - \$38.0 million
 - New GO bond for November 2020 ballot
 - Heard in Finance on February 13, 2020
 - Funding programmed FY 2022 – FY 2024
 - Renovations to Clarke Science building, including laboratories
 - Total debt - \$62.1 million, annually \$3.0 million
 - Assumes 5% interest and 20-year term

New Projects of Note

- URI - Fine Arts Center Phase II - \$62.3 million
 - \$57.3 million from new GO bond on November 2020 ballot
 - *Heard in Finance on February 13, 2020*
 - Includes \$5.0 million from private funding
 - Funding programmed FY 2022 – FY 2024
 - Demolish current portions of center, replace with new structures, renovate interior of performance space

RICAP Projects

- OPC – 2 projects for FY 2020 and FY 2021
 - No new RICAP projects in out-year period
 - Asset Protection
 - \$0.3 million FY 2020
 - Generator installation and roof maintenance
 - Northern Higher Education Center
 - \$4.0 million through FY 2021
 - Funding to outfit expected leased location

RICAP Projects

- URI
 - No new RICAP projects in out-year period
 - Asset Protection
 - \$8.3 million FY 2020, \$8.5 million FY 2021
 - Prior three year average - \$8.3 million
 - Fine Arts Center
 - Phase I ended in FY 2020 (RICAP funded)
 - Phase II funded with GO Bond and private funding

RICAP Projects

- RIC
 - No new RICAP projects in out-year period
 - Asset Protection
 - \$5.4 million FY 2020, \$4.2 million FY 2021
 - Prior three year average - \$3.7 million
 - Infrastructure Modernization
 - Consistent with approved plan through FY 2022
 - \$3.3 million added over FY 2023 – FY 2025
 - Master Plan and Academic Buildings Phase I
 - Funding only included for FY 2020

New RICAP Projects

- CCRI
 - Flanagan Campus Student Commons
 - \$1.8 million to redesign & renovate atrium space at Flanagan Campus
 - Liston Campus Atrium & Dining
 - \$2.2 million to redesign & renovate atrium space at Providence Campus

Public Higher Education and Related Articles

FY 2021 Budget and Capital Budget
Staff Presentation
July 9, 2020